

CORTLAND COUNTS:

JULY 2012

*Community
Report Card*



Pumpkinfest Photo credit: David Blatchley, courtesy of Pumpkinfest Committee
Ice skating Photo credit: David Blatchley, courtesy of Cortland County Convention and Visitors Bureau

Cyclists Photo credit: Joe McMyre, courtesy of the Cortland Standard
4H'er with cow Photo credit: Danielle Slade

An Assessment of Health and Well-Being in Cortland County

SEVEN VALLEYS HEALTH COALITION, INC.

In cooperation with: Cortland County Health Department • Cortland Regional Medical Center
SUNY Cortland's Institute for Civic Engagement • United Way for Cortland County, Inc.

Visit our website: sevenvalleyshealth.org

Cortland Counts: An Assessment of Health and Well-Being in Cortland County

July 2012 Community Report Card

OVERVIEW

Since 2001, five local organizations and agencies have collaborated as the Community Assessment Team (CAT), to create *Cortland Counts*, an annual “Report Card” on the health and well-being of our community: Seven Valleys Health Coalition (SVHC), the Cortland County Health Department, SUNY Cortland’s Institute for Civic Engagement, Cortland Regional Medical Center, and the United Way for Cortland County.

This twelfth report card provides a brief update of data provided in the 2009 Comprehensive Report, *Cortland Counts: An Assessment of Health and Well-Being in Cortland County*, in five categories: 1) Health and Safety; 2) Social Cohesion, Culture and Recreation; 3) Employment, Economy, and Welfare; 4) Housing and Environment; and 5) Positive Development Through the Life Stages.

FORMAT

Data from Cortland County are compared to upstate, state, and national data. Upstate NY consists of 57 of 62 counties (New York City counties excluded). The **Healthy People 2020** goals of the Centers for Disease Control (CDC) are also noted.



An apple symbol represents a favorable status for Cortland County.



A magnifying glass symbol means the community should take a closer look at this indicator.

▼ ▲ Up and down arrows show the desired direction of change.

The *Cortland Counts* Report Cards and Comprehensive Report are used by local community agencies and organizations for assessment, planning, grant writing, and other activities, to better understand and meet the needs of Cortland County residents.

COMMUNITY PARTICIPATION

The entire community is invited to join key leaders at the annual **Community Forum**. Each January the forum brings together people from local agencies, businesses, colleges, local and state government, and the community. Speakers highlight current developments in five track areas. Broad participation ensures that priorities are refined and strategic plans updated to best meet the needs of all county residents.

TRACK PROGRESS & UPDATES

At the first forum in 2002, a strategic plan created three tracks: Health, Economic Development, and Youth. In 2006 Housing was added as a fourth track, to address needs for affordable, accessible, and quality housing. In 2010 Sustainability became a fifth track, to support local businesses, raise awareness of environmental concerns, and encourage use of sustainable resources. For each track an organization, or coalition of organizations, coordinates the development and implementation of goals:

- **Health Track:** SVHC, in conjunction with the County Health Department, Cortland Regional Medical Center, and Family Health Network
- **Youth Track:** Cortland Area Communities That Care Coalition (CACTC)

- **Sustainability Track:** Sustainable Cortland, SUNY Cortland
- **Housing Track:** Access to Independence (ATI), local independent living center
- **Economic Track:** Business Development Corporation/Industrial Development Agency (BDC/IDA)

An exciting new resource, Cortland’s new **2-1-1 Information and Referral System**, is being launched in 2012; a need for this service was identified through ongoing track meetings and community conversations. Cortland 2-1-1 will be an asset to community members and local agencies, providing information about services related to health, employment, transportation, and other needs. Cortland 2-1-1 is accessible by dialing **2-1-1** (or 1-877-211-8667) to speak with an information and referral specialist, or via 211cortland.org. Initial implementation is occurring with state and federal grant funding through Cortland County Mental Health and SVHC.

HEALTH TRACK

Health Track goals for Cortland County are based on needs identified by evaluating local, state, and national data. Priority goals include:

- **Increased availability and accessibility to mental/ behavioral health services**
- **Chronic disease prevention and control:** includes health education and screening for chronic disease risk factors; management of diabetes, hypertension, and other chronic conditions to avoid long-term complications; and promotion of good nutrition, healthy weight status, reduced tobacco use, and healthy lifestyle choices.
- **Reduced rates of alcohol, tobacco, and illegal drug use:** includes reducing the inappropriate use of prescription drugs.
- **Increased access to health care services:** increasing the number of adults who have health insurance, a primary care provider, and annual dental care.
- **Improved health of mothers, babies and children:** priority areas are asthma, teen pregnancy, tooth decay, childhood immunization rates, and lead poisoning.

Cortland County had 30 new cases of Hepatitis C in the first six months of 2012, as compared to 21 cases total in 2011. New cases are primarily in young (less than 35 years old) intravenous drug users and attributed to the sharing of contaminated needles. In response, the Cortland County Health Department, with support from other local agencies, began a public awareness campaign, which has included a special health track meeting, an educational event for primary care providers, and online resources.

Rising local obesity rates mirror national averages; this is of concern because of the increased morbidity and mortality associated with weight-related illnesses. The county’s prostate cancer incidence rates for men, and lung cancer incidence rates for men and women, remain higher than state and national rates. The incidence of colorectal cancer has decreased for both men and women over the last five years.

Collaborative efforts are also underway to create a local environment which supports healthy behavior choices, encourages fresh food consumption, and provides opportunities for physical activity.

TRACK PROGRESS AND UPDATES, *continued*

YOUTH TRACK

Significant progress has been made toward identified goals through local mobilization, coordination, and collaboration. Spearheaded by Cortland Area Communities That Care (CACTC), Youth Track agencies and members are working together to reduce substance abuse and provide positive youth development activities in Cortland County. Goals include:

- **Increasing access to and availability of family management and parenting resources:** objectives include expanding family resources, providing parenting resources, and increasing knowledge and awareness of positive parenting programs.
- **Increasing access to and availability of youth resources:** objectives include programming activities for various age groups, developing transportation options, and investigating drop-out prevention programs.
- **Promoting healthy relationships and positive self-esteem:** objectives include promoting respect of self and peers, feature teen-submitted articles in the CACTC column in the *Cortland Standard*, and supporting the Dignity for All Students Act.

The second annual **Jump Start 10** youth conference was held in March 2012. Over 220 tenth graders attended workshops on career choices, substance abuse prevention, leadership, and community involvement. New in 2012 were the **Cortland County Youth of the Year Awards**. Two winners were honored for “Exemplary Success in Overcoming Challenges” and “Community Engagement,” along with nine nominees. Three local agencies are also now collaborating on mentoring programs for at-risk youth and youth with disabilities.

Teen pregnancy rates for Cortland County are lower than upstate, NY State, and national rates; however, rates for children in foster care remain high compared to upstate and NY State rates.

SUSTAINABILITY TRACK

The Sustainability Track is a collaboration of individuals, organizations, and service groups working on sustainability initiatives within Cortland County. This track has evolved into Sustainable Cortland, a community-based organization dedicated to sustainable solutions for Cortland County by advocating for the health and well-being of our residents, local economy, and environment. A new web site, sustainablecortland.org, has been developed to promote these efforts. Monthly meetings are devoted to discussing topics such as local foods, energy and transportation, localization, and community awareness-building initiatives.

Sustainability Track members organize educational activities that encourage residents to adopt practices that better the community. For example, the six-month DIY Workshop Series provides participants with hands-on skills and knowledge about composting, gardening, food preservation, and similar topics. Sustainable Cortland is also partnering with other groups, such as the Cultural Council of Cortland County, for a summer Garden Tour Series, showcasing the natural beauty of our area gardens. For local food promotion, Sustainable Cortland partnered with the Homer Center for the Arts to organize a local food dinner as part of their first annual Cabaret Dinner. Priorities for 2012 include:

- **Implementation of a sustainability speaker, film and workshop series to educate community members on sustainability issues and solutions.**
- **Providing opportunities for agency collaboration on sustainability initiatives.**
- **Continuing support for development of a county-wide local foods infrastructure.**
- **Collaboration on a county-wide “buy local” campaign.**
- **Collaboration on county-wide energy efficiency upgrades for residents and businesses.**

HOUSING TRACK

Quality, accessibility, affordability, zoning, integration, and renewal efforts are all facets of significant housing needs in the community. Solutions to problems must be strategically planned and coordinated by stakeholders who have the resources and capacity to work on priority areas. To this end, the Cortland County Housing Consortium (CCHC) aims to provide a forum for housing stakeholders to discuss current issues and implement strategies that effectively and systematically improve the overall quality of housing in Cortland County. The Housing Track and CCHC have identified the following priority needs:















- **Awareness/Education:** develop and implement strategies to raise awareness of existing housing issues through media and public events.
- **Progress/Tracking:** identify an effective way to track progress made towards goals, in order to prioritize outreach efforts and future strategies.
- **Systems Changes:** identify and work toward resolution of code issues in Cortland County. Ensure that codes are strictly and fairly enforced.
- **Existing Housing/New Development:** develop and implement strategies to improve the availability and quality of housing stock in all sectors: accessible, affordable, senior, market rate, subsidized, student, and transitional housing.
- **Homelessness/Emergency Housing:** develop and implement strategies to raise funds for emergency and homeless housing and sustain current programs.

ECONOMIC TRACK

The Cortland County BDC and IDA have had significant roles in recent projects to create and retain jobs and promote community development and capital investment:













- The IDA completed construction of the new \$4.3 million **Finger Lakes East Business Park**, a state-certified “shovel ready” site with strong investor potential.
- **Pyrotek**, a new business at the park, is growing beyond projections. There should be more than 110 well-paid workers at the facility by the end of the year.
- A new \$5 million, 64-room **Best Western Plus** is being built at the Business Park entrance. This and the new **Holiday Inn Express** add quality overnight accommodations, keys to continued growth of the local sports tourism industry.
- **Suit-Kote’s** recent \$2.5 million acquisition of the former Barden Homes facility in Preble saved more than 215 local jobs and will also create additional ones.
- **Northeast Transformer Services** is moving from the city to larger quarters at the Bestdeck facility in Preble, keeping up to 60 jobs in the county long-term.
- **Cortland County** received more than \$4 million from the **Regional Economic Development Council** process. Funded projects will enhance local rail infrastructure, create college/community linkages in a new downtown business incubator, provide resources for business expansion, assist expansion of **Lime Hollow Nature Center**, and help improve housing stock in local communities.
- New glass was installed and aesthetic improvements were made at the fire-damaged building on Main Street, Cortland, through IDA efforts and resources. A vibrant Main Street is vital to our ability to keep and grow jobs downtown.
- Local companies like **ALPLA**, **Cortland Plastics**, **Marietta**, and **Albany International** are strong and growing.
- Our top employer, **SUNY Cortland**, continues to reinvest in its facilities and in the community, assuring that the campus will remain one of the system’s best.

I. INDICATORS OF HEALTH AND SAFETY

Indicators	Cortland County	Upstate NY	New York State	National Data	Healthy People 2020 Goal	Cortland Status	Cortland County Goal
1) Births to women receiving 1 st trimester prenatal care ^{2, 6 †}	70.7% ² (2010)	71.1% ² (2010)	72.0% ² (2008)	70.7% ^{†6} (2008)	77.9%		▲
2) Hospitalizations for asthma in children ages 0-4 yrs. ^{3 ††}	14.2/10,000 ³ (2007-2009)	35.8/10,000 ³ (2007-2009)	58.8/10,000 ³ (2007-2009)		18.1/10,000		▼
3) Low birth weight babies - all births (<2500g) ^{2, 23}	8.4% ² (2010)	7.7% ² (2010)	8.2% ²³ (2009)	8.2% ²³ (2009)	7.8%		▼
4) Children/Youth in Indicated Reports of Abuse/Maltreatment ³	40.0% ^{3***} (2010)	17.1% ^{3***} (2010)	18.6% ^{3***} (2010)				▼
5) Teen pregnancy (15-17 yrs.) ^{3, 24}	14.4/1,000 ³ (2009)	20.6/1,000 ³ (2009)	31.4/1,000 ³ (2009)	39.5/1,000 ²⁴ (2008)	36.2/1,000		▼
6) Cigarette use							
a) Women in Medicaid Prenatal Care Program ^{2****}	33.6% ² (2011)						▼
b) Adult Population, everyday smoker ^{4, 14, AA}	15.6% ¹⁴ (2009, C.I.: 11.3–9.9)	13.8% ¹⁴ (2009, C.I.:12.8–14.7)	10.5% ⁴ (2010, C.I.: 9.6–11.4)	12.4% ⁴ (2010)			▼
c) Adult Population current smoker ^{4, 14, AA}	21.2% ¹⁴ (2009, C.I.: 16.4–26.0)	18.9% ¹⁴ (2009, C.I.:17.8–20.0)	15.5% ⁴ (2010, C.I.:14.4-16.5)	17.3% ⁴ (2010)	12%		▼
d) Women during pregnancy ^{2, 5, 6**}	31.0% ² (2010)	26.9% ² (2010) SCNY **	9.1% ⁵ (2007)	10.2% ⁶ (2008)	1.4%		▼
7) Alcohol use by women in Medicaid Prenatal Care Program ^{5****}	6.9% ⁵ (2011)				1.7%		▼
8) Reported DWI arrests (all ages) ⁵	63.8/10,000 ⁵ (2011)	33.5/10,000 ⁵ (2011)	23.4/10,000 ⁵ (2011)				▼
9) Reported DWI arrests for youth, 16-21 yrs. ^{3*}	62.8/10,000 ³ (2010)	52.1/10,000 ³ (2010)	36.3/10,000 ³ (2010)				▼
10) Dentists to low income population ratio ⁵	1:5,842 ⁵ (2005)			1:5,000 ⁵ considered high need			▼
11) Population with fluoride in public water supply ^{9, 10}	2.2% ⁹ (based on 2010 census)		74.7% ¹⁰ (2010)	73.9% ¹⁰ (2010)	79.6%		▲



Key and Footnotes on back cover

I. INDICATORS OF HEALTH AND SAFETY




Indicators	Cortland County	Upstate NY	New York State	National Data	Healthy People 2020 Goal	Cortland Status	Cortland County Goal
12) Population with dental visit in past year, 18+ yrs. ^{14, 17}	64.3% ¹⁴ (2009)	73.0% ¹⁴ (2009)	71.1% ¹⁴ (2009)	69.7% ^{17, AA} (2010)	49%		▲
13) Colorectal cancer incidence							
a) rate for men ^{7, 8, AA}	55.3/100,000 ⁷ (2005 – 2009)	54.7/100,000 ⁷ (2005 – 2009)	54.6/100,000 ⁷ (2005 – 2009)	54.0/100,000 ⁸ (2005 – 2009)			▼
b) rate for women ^{7, 8, AA}	46.8/100,000 ⁷ (2005 – 2009)	41.9/100,000 ⁷ (2005 – 2009)	41.5/100,000 ⁷ (2005 – 2009)	40.2/100,000 ⁸ (2005 – 2009)			▼
14) Female breast cancer incidence rate ^{7, 8, AA} †††	118.3/100,000 ⁷ (2005 – 2009)	135.3/100,000 ⁷ (2005 – 2009)	125.8/100,000 ⁷ (2005 – 2009)	124.3/100,000 ⁸ (2005 – 2009)			▼
15) Diseases of the heart mortality rate ^{6, 16, AS, AA}	175.3/100,000 ¹⁶ (2010) AS	185.3/100,000 ¹⁶ (2010) AS	193.6/100,000 ¹⁶ (2010) AS	186.5/100,000 ⁶ (2008) AA			▼
16) Lung & bronchus cancer incidence							
a) Rate for men ^{7, 8, AA}	113.5/100,000 ⁷ (2005 – 2009)	84.3/100,000 ⁷ (2005 – 2009)	77.1/100,000 ⁷ (2005 – 2009)	76.4/100,000 ⁸ (2005 – 2009)			▼
b) Rate for women ^{7, 8, AA}	71.1/100,000 ⁷ (2005 – 2009)	64.5/100,000 ⁷ (2005 – 2009)	55.1/100,000 ⁷ (2005 – 2009)	52.7/100,000 ⁸ (2005 – 2009)			▼
17) Cerebrovascular disease mortality rate ^{6, 16, AS, AA}	29.8/100,000 ¹⁶ (2010) AS	31.6/100,000 ¹⁶ (2010) AS	27.0/100,000 ¹⁶ (2010) AS	40.7/100,000 ⁶ (2008) AA	33.8/100,000		▼
18) Chronic lower respiratory disease (CLRD or COPD) mortality rate—all ages ^{6, 16, AS, AA}	42.5/100,000 ¹⁶ (2010) AS	36.3/100,000 ¹⁶ (2010) AS	30.4/100,000 ¹⁶ (2010) AS	44.0/100,000 ⁶ (2008) AA	98.5/100,000 Age 45+		▼
19) Cervical uteri cancer incidence rate ^{7, 8, AA}	9.5/100,000 ⁷ (2005 – 2009)	7.5/100,000 ⁷ (2005 – 2009)	8.5/100,000 ⁷ (2005 – 2009)	8.1/100,000 ⁸ (2005 – 2009)			▼
20) Prostate cancer incidence rate ^{7, 8, AA}	198.4/100,000 ⁷ (2005 – 2009)	172.4/100,000 ⁷ (2005 – 2009)	167.2/100,000 ⁷ (2005 – 2009)	154.8/100,000 ⁸ (2005 – 2009)			▼
21) Population Healthy Weight (BMI = 18.5 to 24 for ages 18+) ^{19, AA}			38.5% ¹⁹ (2010)	35.5% ¹⁹ (2010)	33.9%		
22) Population Overweight/Obese (BMI = 25+ for ages 18+) ^{14, 19, AA} ††††	60.9% ¹⁴ (2009)	60.6% ¹⁴ (2009)	61.4% ¹⁹ (2010)	63.7% ¹⁹ (2010)			▼

Key and Footnotes on back cover

I. INDICATORS OF HEALTH AND SAFETY

Indicators	Cortland County	Upstate NY	New York State	National Data	Healthy People 2020 Goal	Cortland Status	Cortland County Goal	
23) Physical activity ages 18+								
a) Moderate exercise (30min/5days/wk.) OR Vigorous exercise (20min/3days/wk.) ⁴			50.8% ⁴ (2009)	50.6% ⁴ (2009)	47.9% (moderate intensity at least 150 min/wk. OR vigorous intensity at least 75 min/wk.)			
b) Vigorous exercise ⁴ (20min/3days/wk.)			28.4% ⁴ (2009)	29.2% ⁴ (2009)	31.3% (moderate intensity more than 300 min/wk. OR vigorous intensity more than 150 min/wk.)			
24) Children overweight/obese, body mass index (BMI) ≥ 85 th percentile ^{22, 25} ‡	30.1% Elementary School (2008-2010)	34.6% ²⁵ Middle and High School (2008-2010)	28.5% Elementary School (2008-2010)	34.9% ²⁵ Middle and High School (2008-2010)	32.9% ²² (2007) (ages 10-17 yrs.)	31.6% ²² (2007) (ages 10-17 yrs.)	15.7% (ages 6-11 yrs.) 16.1% (ages 12-19 yrs.)	 ▼
25) Property crime reported ^{12, 26}	2,076.4/100,000 ²⁶ (2011)	2,022.7/100,000 ²⁶ (2011)	1890.9/100,000 ²⁶ (2011)	2941.9/100,000 ¹² (2010)		~	▼	
26) Violent crime reported ^{12, 26}	149.3/100,000 ²⁶ (2011)	230.5/100,000 ²⁶ (2011)	396.4/100,000 ²⁶ (2011)	403.6/100,000 ¹² (2010)			▼	

II. INDICATORS OF SOCIAL COHESION, CULTURE AND RECREATION

1) Attendance at museums, theaters, galleries and cultural centers ⁵	78,242 ⁵ (2011)					~	▲
2) Eligible voters actually registered to vote, age 18 yrs+ ^{20, 21}	76.5% ²⁰ (2011)	81.2% ²⁰ (2011)	75.7% ²⁰ (2011)	71.0% ²¹ (2011)		~	▲
3) Registered voters ^{20, 21}	30,660 ²⁰ (April, 2012)	7,110,867 ²⁰ (April, 2012)	11,477,613 ²⁰ (April, 2012)	137,263,000 ²¹ (2010)		~	▲
4) Registered voters that actually voted in presidential race ^{20, 21}	70.4% ²⁰ (2008)	68.5% ²⁰ (2008)	64.2% ²⁰ (2008)	63.6% ²¹ (2008)			▲
5) RSVP hours (Retired Senior Volunteer Program) ⁵	64,738 ⁵ (2011)	-----	-----	-----			▲
6) Out of wedlock births compared to all births ^{6, 16}	49.2% ¹⁶ (2010)	38.5% ¹⁶ (2010)	41.8% ¹⁶ (2010)	41.0% ⁶ (2009)			▼

Key and Footnotes on back cover

III. INDICATORS OF EMPLOYMENT, ECONOMY, AND WELFARE

Indicators	Cortland County	Upstate NY	New York State	National Data	Cortland Status	Cortland County Goal
1) Median household income ¹³	\$41,903 ¹³ (2010)		\$54,047 ¹³ (2010)	\$50,046 ¹³ (2010)		▲
2) Number employed age 16 yrs+ ^{11, 18} (not seasonally adjusted)	22,000 ¹¹ (2011)	5,137,400 ¹¹ (2011)	8,729,000 ¹¹ (2011)	139,869,000 ¹⁸ (2011)	~	▲
3) Unemployment ^{11, 18} (not seasonally adjusted)	9.0% 8.4% ¹¹ (2010) (2011)	7.9% 7.6% ¹¹ (2010) (2011)	8.6% 8.2% ¹¹ (2010) (2011)	9.6% 8.9% ¹⁸ (2010) (2011)		▼
4) Children receiving public assistance ³ (ages 0 - 17 yrs.)	5.0% ³ (2010)	4.5% ³ (2010)	6.9% ³ (2010)			▼
5) Children below poverty ^{3, 15} (ages 0 - 17 yrs.)	19.0% ³ (2010)	15.3% ³ (2010)	21.1% ³ (2010)	22.0% ¹⁵ (2010)		▼

IV. INDICATORS OF HOUSING AND ENVIRONMENT

1) Median housing value ¹	\$101,500 ¹ (2008-2010, 3 yr. estimate)		\$296,500 ¹ (2010, 1 yr. estimate)	\$179,900 ¹ (2010, 1 yr. estimate)	~	
2) Vacant housing ^{1, 27}	9.3% ¹ (2010)		9.4% ²⁷ (2011)	11.1% ²⁷ (2011)		▼
3) Mobile home housing ¹	9.4% ¹ (2006-2010, 5 yr. estimate)		2.5% ¹ (2006-2010, 5 yr. estimate)	6.7% ¹ (2006-2010, 5 yr. estimate)	~	
4) Percent of drinking water systems in compliance for:						
a) max contaminants ⁵ (Bacteriological)	96.8% ⁵ (2011)		98.5% ⁵ (2011)			▲
b) treatment technique ⁵	96.8% ⁵ (2011)		92.8% ⁵ (2011)			▲
c) reporting requirements ⁵	62.4% ⁵ (2011)		72.2% ⁵ (2011)		~	▲

V. POSITIVE DEVELOPMENT THROUGH THE LIFE STAGES

1) High school dropouts ³	2.3% ³ (2009 - 2010)	1.8% ³ (2009 - 2010)	2.7% ³ (2009 - 2010)			▼
2) High School graduates intending to go to college ³	84.2% ³ (2009 - 2010)	88.2% ³ (2009 - 2010)	83.3% ³ (2009 - 2010)		~	▲
3) Persons in need of supervision (PINS), (ages 7 -17 yrs.) ⁵ ‡ ‡	77 (total #) ⁵ (2011)	N/A	N/A			▼
4) Children in foster care ³ (ages 0 - 21 yrs.)	10.5/1000 ³ (2010)	2.5/1000 ³ (2010)	4.0/1000 ³ (2010)			▼

Key and Footnotes on back cover

REPORT CARD KEY



Indicates favorable status for Cortland County compared to Upstate, New York State, and/or National data



A closer look is required. Change in percent or rate may be desired

▼ Goal is to decrease the number

▲ Goal is to increase the number

~ Neither favorable nor unfavorable

TBD = To be determined

BMI = Body Mass Index

BRFSS = Behavioral Risk Factor Surveillance Survey

AA = age-adjusted to the 2000 US standard population

AS = age-sex adjusted to the 2000 US standard population

C.I. = Confidence Interval of 95%

* Report cards prior to 2008 reported data for 16-20 year olds

** South Central New York (Broome, Chenango, Cortland, Delaware, Otsego, Tioga, and Tompkins Counties)

*** Data prior to 2006 represented the rate of child abuse; data from 2006 and later reflects the % of indicated reports

**** Previously known as PCAP/MOMS

† 2008 CDC national data on first trimester prenatal care based on 22 states (includes NY State but excludes NY City)

†† Rates are not stable when the number is less than 20

††† Previous report cards stated "breast cancer;" data has been and continues to be for female breast cancer

†††† Previous report cards stated ages 20+

‡ Cortland County and Upstate based on school health records for some students in selected grades; may not represent all students

‡‡ Upstate and NY State PINS data available before 2008 only; age ranges no longer comparable to local data

REFERENCES FOR FOOTNOTES

1. www.factfinder2.census.gov/
2. www.mothersandbabies.org/localregionaldata/mchl1.pdf
3. www.nyskwic.org
4. www.cdc.gov/brfss
5. Calls to agencies
6. www.cdc.gov/nchs/data/hus/hus11.pdf
7. www.health.state.ny.us/statistics/cancer/registry
8. <http://seer.cancer.gov/statfacts>
9. <http://apps.nccd.cdc.gov/MWF/index.asp>
10. <http://www.cdc.gov/fluoridation/statistics/2010stats.htm>
11. <http://labor.ny.gov/stats/laus.asp>
12. <http://www.fbi.gov/about-us/cjis/ucr/crime-in-the-u.s/2010/crime-in-the-u.s.-2010/tables/10tbl01.xls>
13. <http://www.census.gov//did/www/saipe>
14. <http://www.health.ny.gov/statistics/brfss/expanded/>
15. http://www.census.gov/hhes/www/cpstable/032011/pov/new01_100_01.htm
16. http://www.health.ny.gov/statistics/vital_statistics/2010/
17. <http://apps.nccd.cdc.gov/brfss/list.asp?cat=OH&yr=2010&qkey=6610&state=All>
18. www.bls.gov
19. <http://apps.nccd.cdc.gov/brfss/list.asp?cat=OB&yr=2010&qkey=4409&state=All>
20. www.elections.ny.gov/NYSBOE/enrollment/county/county_apr12.pdf
21. <http://www.census.gov/hhes/www/socdemo/voting/>
22. www.statehealthfacts.kff.org
23. http://www.cdc.gov/nchs/data/nvsr/nvsr60/nvsr60_01_tables.pdf
24. http://www.cdc.gov/nchs/data/nvsr/nvsr60/nvsr60_07.pdf
25. <https://apps.nyhealth.gov/METRIX/main.action>
26. <http://www.criminaljustice.ny.gov/crimnet/ojsa/indexcrimes/2011-county-index-rates.pdf>
27. www.census.gov/hhes/www/housing/hvs/annual11/ann11ind.html

You can assist us with this project:

- ❖ What other data would you like to see in this report?
- ❖ How will you use these data?
- ❖ How can we make a better report, a better community?

Please contact:

Joan Martin, Project Coordinator
jmartin@sevenvalleyshealth.org
607-756-4198

**Cortland Counts Report Cards, Comprehensive Reports, and Track Goals for 2012
are available online at: sevenvalleyshealth.org/cortlandcounts.htm.**

SEVEN VALLEYS HEALTH COALITION, 50 CLINTON AVENUE, CORTLAND, NY 13045